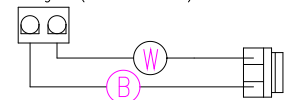


12V Light (White 2-Pin)



SYSTEM FUSE



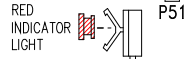
HIGH-LIMIT



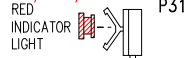
PUMP 1 FUSE



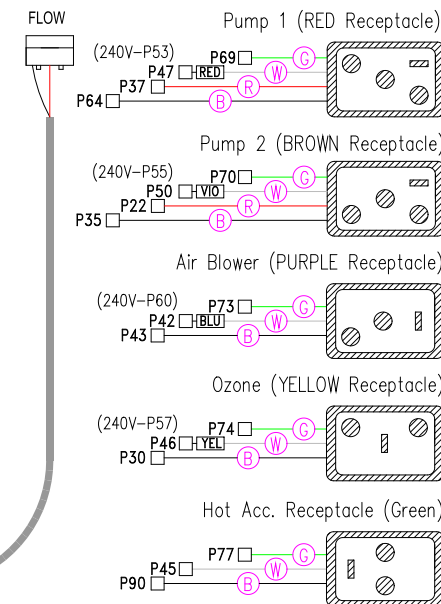
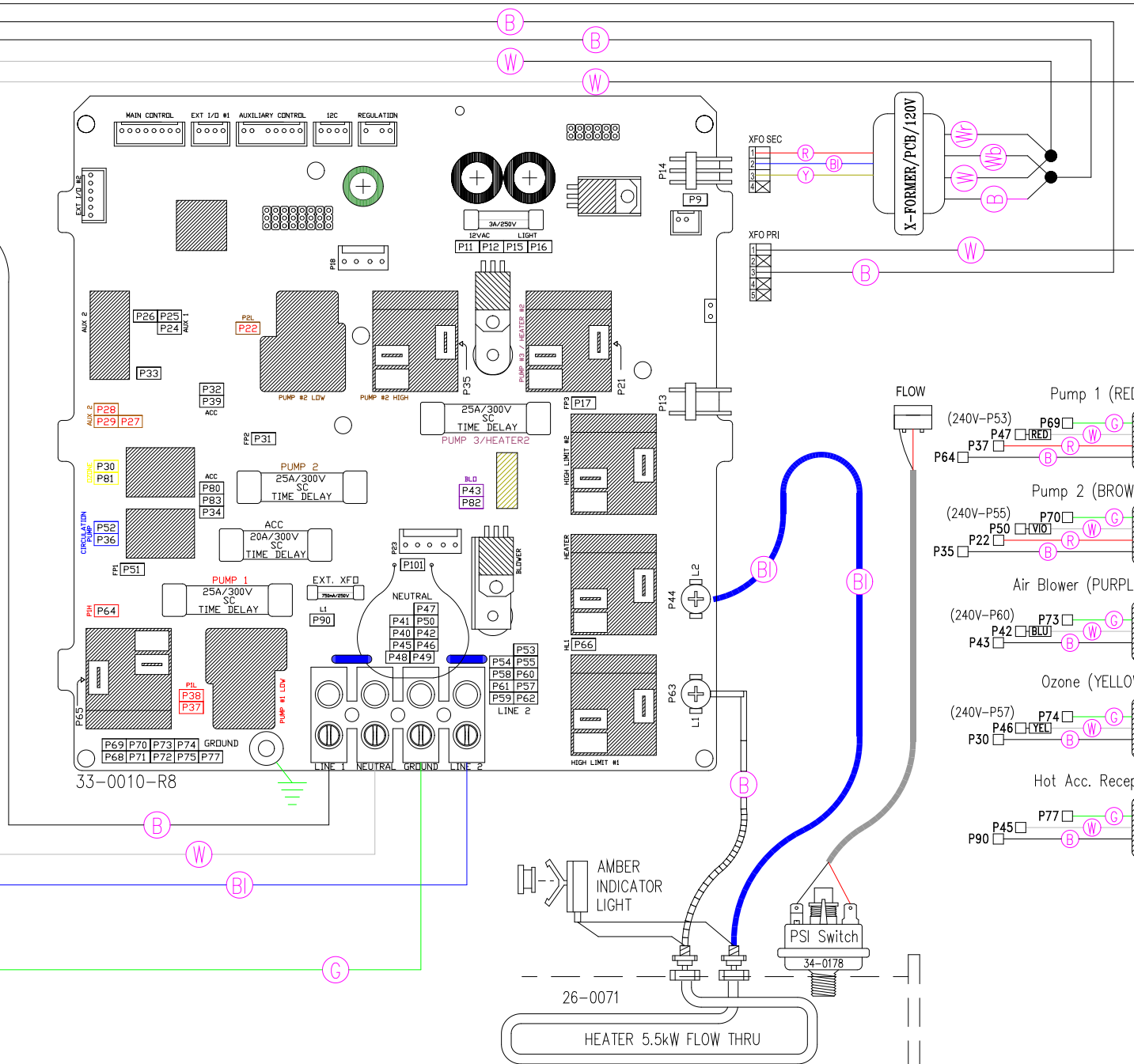
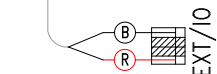
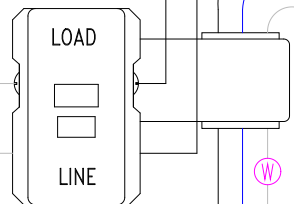
PUMP 2 FUSE



AIR/CIRC/OZ FUSE



LINE 1
NEUT
GRND
LINE 2



HYDRO-QUIP
CORONA, CA (951) 273-7575

Manufacture Notes: EX: RED - DENOTES THE COLOR OF HEAT SHRINK USED.

For 120V Operation:

a) Heater plug (#1) installed into receptacle labeled 120V

For 240V Operation:

b) Install Heater plug (#1) into receptacle labeled 240V

Drawn BH	Rev 14	Wire Color Code B - Black Br - Brown R - Red O - Orange Y - Yellow G - Green Bl - Blue V - Violet W - White Gr - Gray
Date 05.16.07	Diagram No. 4418	